

Human IL-3 Protein

Cat. No. IL3-HE003

Description

Source	Recombinant Human IL-3 Protein is expressed from E.coli without tag. It contains Ala20-Phe152.
Accession	AAC08706
Molecular Weight	The protein has a predicted MW of 15.09 kDa same as Bis-Tris PAGE result.
Endotoxin	Less than 0.05EU per µg by the LAL method.
Purity	> 95% as determined by Bis-Tris PAGE > 95% as determined by HPLC

Formulation and Storage


Formulation	Lyophilized from 0.22µm filtered solution in PBS (pH 7.4). Normally 8% trehalose is added as protectant before lyophilization.
Reconstitution	Centrifuge the tube before opening. Reconstituting to a concentration more than 100 µg/ml is recommended. Dissolve the lyophilized protein in distilled water.
Storage	-20 to -80°C for 12 months as supplied from date of receipt. -80°C for 3 months after reconstitution. Recommend to aliquot the protein into smaller quantities for optimal storage. Please minimize freeze-thaw cycles.

Background

Interleukin 3 is a pleiotropic factor produced primarily by activated T cells that can stimulate the proliferation and differentiation of pluripotent hematopoietic stem cells as well as various lineage committed progenitors. This CSF induces granulocytes, macrophages, mast cells, stem cells, erythroid cells, eosinophils and megakaryocytes.

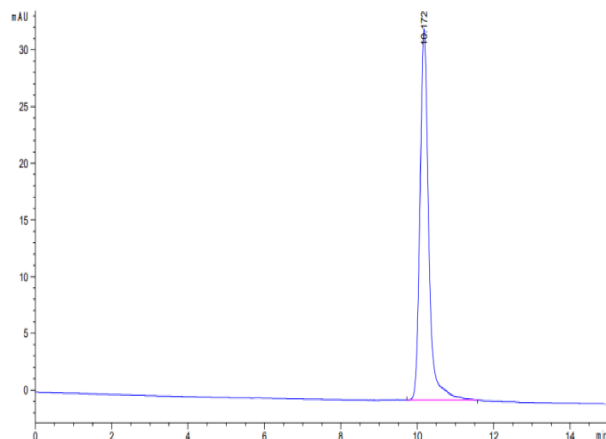
Assay Data

Bis-Tris PAGE



Human IL-3 on Bis-Tris PAGE under reduced condition. The purity is greater than 95%.

SEC-HPLC



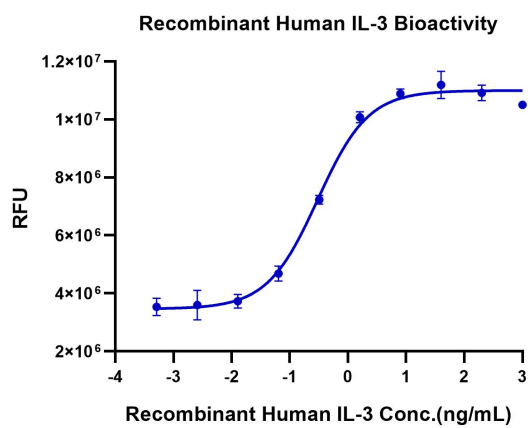
The purity of Human IL-3 is greater than 95% as determined by SEC-HPLC.

Human IL-3 Protein

Cat. No. IL3-HE003

Assay Data

Cell Based Assay



Measured in a cell proliferation assay using TF1 human erythroleukemic cells. The ED50 for this effect is 0.15 - 0.75 ng/mL (QC Test).